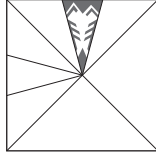


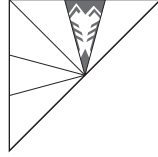
INSTRUCTIONS

"Mountain
Merriment"
Snowflake



STEP 1

Cut out template
along dashed line.



STEP 2

Fold template in
half at 45° angle.




STEP 3

Fold in half again
at 45° angle.



STEP 4

Fold both sides
behind the
artwork.



STEP 5

Cut away all gray
areas and top
triangles.

#CALove

